

HEALTH & ANTI-VIOLENCE SERVICES

61%

OF ALL CENTERS OFFER PHYSICAL HEALTH, MENTAL HEALTH, OR ANTI-VIOLENCE PROGRAMS OR SERVICES



115,600
CLIENTS IN 2021



53%

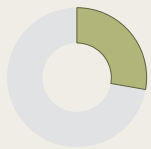
OF ALL CENTERS OFFER MENTAL HEALTH SERVICES

OF CENTERS THAT OFFER MENTAL HEALTH SERVICES, PROGRAMS INCLUDE:



46,000
CLIENTS IN 2021

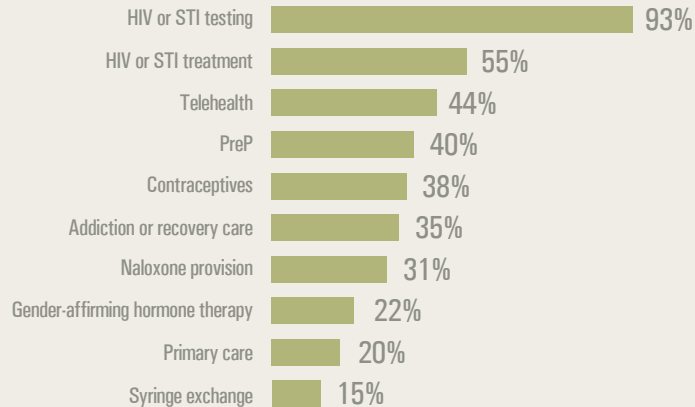
▲ 8%
CHANGE FROM 2020



28%

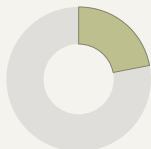
OF ALL CENTERS OFFER PHYSICAL HEALTH SERVICES

OF CENTERS THAT OFFER PHYSICAL HEALTH SERVICES, PROGRAMS INCLUDE:



61,400
CLIENTS IN 2021

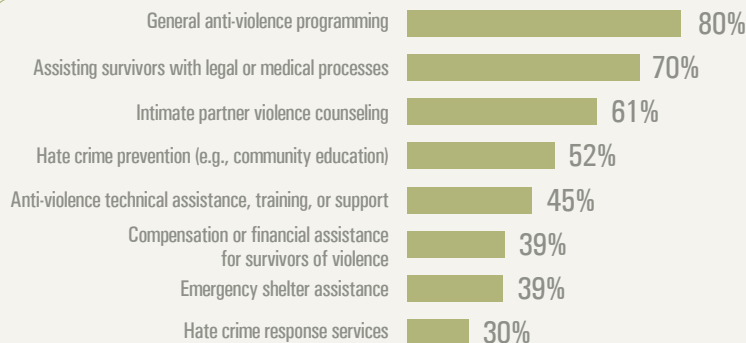
▲ 11%
CHANGE FROM 2020



22%

OF ALL CENTERS OFFER ANTI-VIOLENCE SERVICES

OF CENTERS THAT OFFER ANTI-VIOLENCE SERVICES, PROGRAMS INCLUDE:



8,100
CLIENTS IN 2021

▲ 34%
CHANGE FROM 2020

SOME CENTERS DO NOT DIRECTLY PROVIDE HEALTH SERVICES, BUT THEY DO PROVIDE REFERRALS. INCLUDING REFERRALS, THE MAJORITY OF ALL CENTERS OFFER EACH SERVICE:

91% ANY HEALTH OR ANTI-VIOLENCE

90% MENTAL HEALTH

83% PHYSICAL HEALTH

80% ANTI-VIOLENCE