

2022 NATIONAL LGBTQI MOVEMENT REPORT

A FINANCIAL OVERVIEW OF LEADING ORGANIZATIONS IN THE LGBTQI MOVEMENT

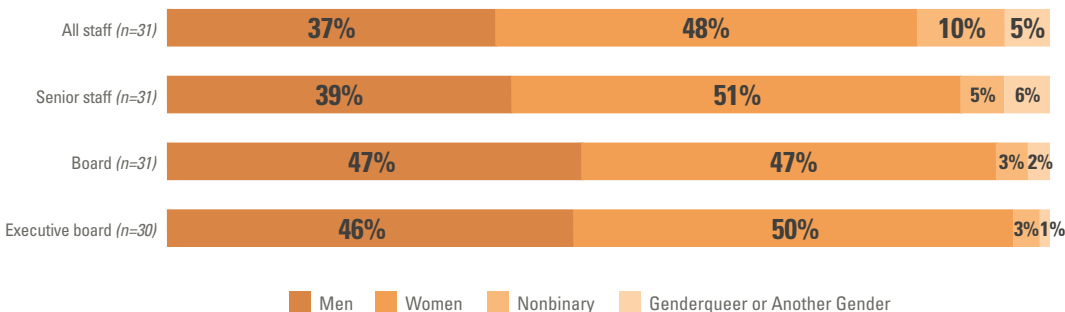


STAFF AND BOARDS

This section examines the staff and boards of participating organizations. Organizations were asked questions about their staff and board demographics, including age, gender identity, identification as transgender, sexual orientation, and race/ethnicity. Only some organizations provided each type of this information. Figures show data for combined staff or board across all organizations that provided data. Note that numbers may not sum to 100 due to rounding.

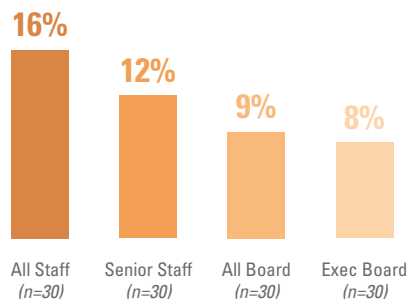
REPORTING ORGS (N=31): 969 TOTAL STAFF (914 FULL TIME; 60 PART TIME) & 551 BOARD MEMBERS

GENDER IDENTITY OF STAFF AND BOARD

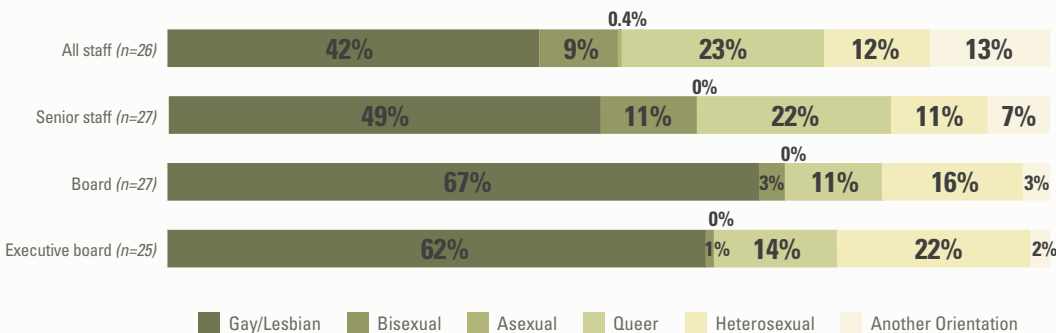


TRANSGENDER STATUS OF STAFF AND BOARD

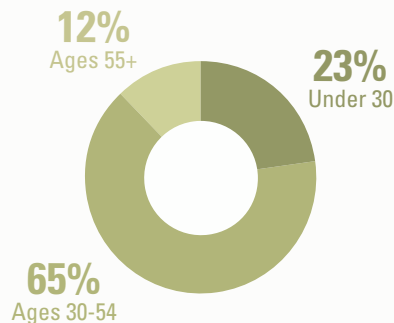
% of staff/board that is transgender



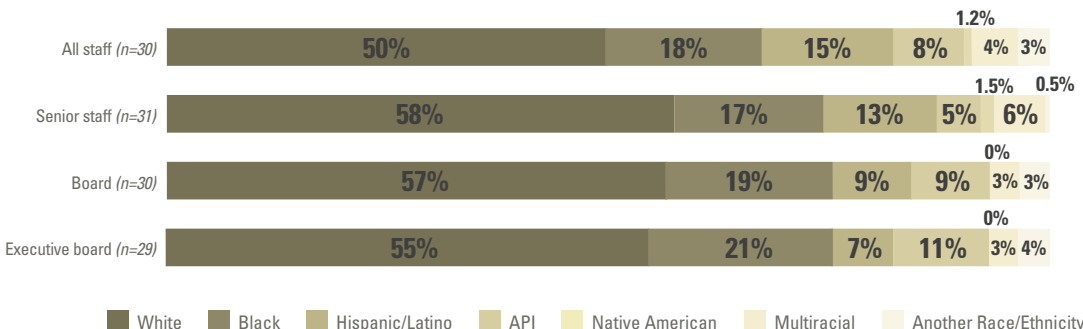
SEXUAL ORIENTATION OF STAFF AND BOARD



MAJORITY OF STAFF ARE AGES 30-54 (n=30)



RACE/ETHNICITY OF STAFF AND BOARD



ONE IN 16 STAFF ARE PART-TIME WORKERS (n=31)

