

2023 NATIONAL LGBTQI MOVEMENT REPORT

A FINANCIAL OVERVIEW OF LEADING ORGANIZATIONS IN THE LGBTQI MOVEMENT

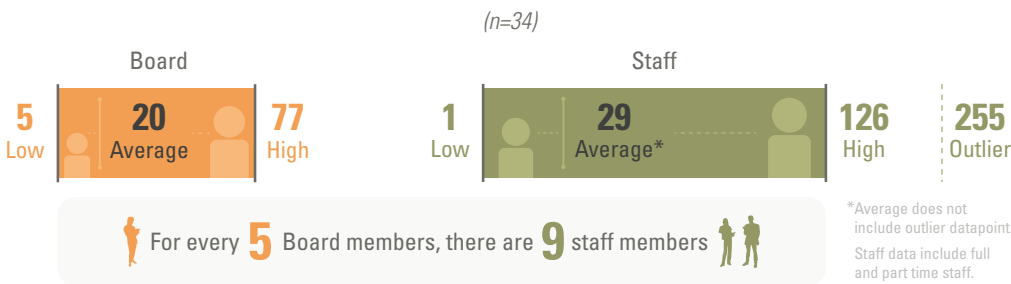


STAFF AND BOARDS

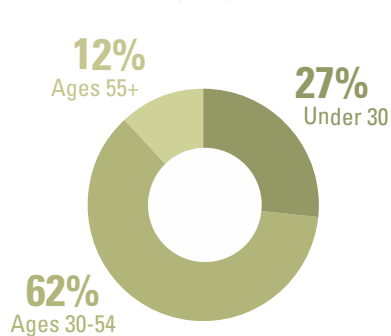
This section examines the staff and boards of participating organizations. Organizations were asked about staff and board size, staff compensation, as well as staff and board demographics, including age, gender identity, identification as transgender, and race/ethnicity. Only some organizations provided each type of this information. Figures show data for combined staff or board across all organizations that provided data. Note that numbers may not sum to 100 due to rounding.

REPORTING ORGS (N=34): 1,219 TOTAL STAFF (1,119 FULL TIME; 100 PART TIME) & 681 BOARD MEMBERS

STAFF AND BOARD SIZE VARY



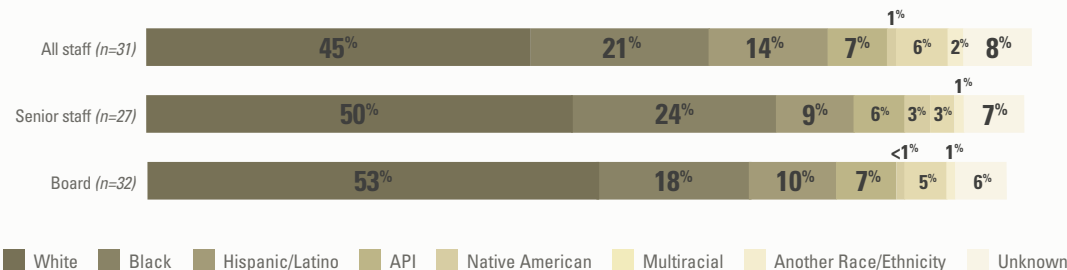
MAJORITY OF STAFF ARE AGES 30-54



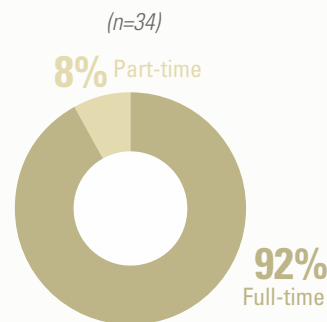
WIDE AVERAGE SALARY RANGE FOR SENIOR STAFF



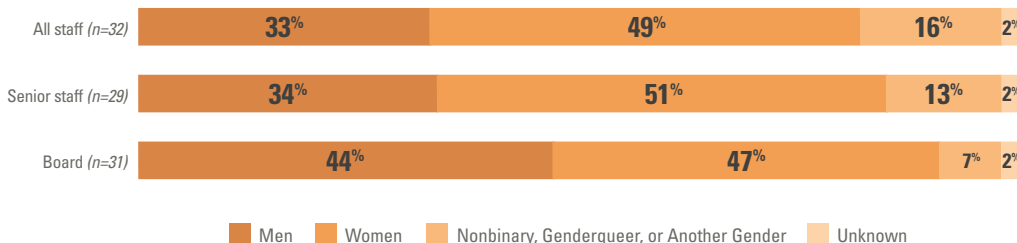
RACE/ETHNICITY OF STAFF AND BOARD



ONE IN 12 STAFF ARE PART-TIME WORKERS



GENDER IDENTITY OF STAFF AND BOARD



TRANSGENDER STATUS OF STAFF AND BOARD

% of staff/board that is transgender

