

2025 NATIONAL LGBTQI MOVEMENT REPORT

A FINANCIAL OVERVIEW OF LEADING ORGANIZATIONS IN THE LGBTQI MOVEMENT



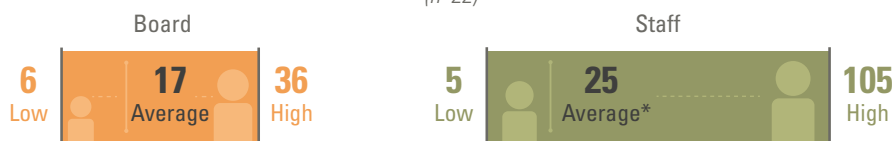
STAFF AND BOARDS

This section examines the staff and boards of participating organizations. Organizations were asked about staff and board size, staff compensation, as well as staff and board demographics, including age, gender identity, identification as transgender, and race/ethnicity. Only some organizations provided each type of this information. Figures show data for combined staff or board across all organizations that provided data. Note that numbers may not sum to 100 due to rounding.

REPORTING ORGS (N=22): 535 TOTAL STAFF (496 FULL TIME; 39 PART TIME) & 356 BOARD MEMBERS

STAFF AND BOARD SIZE VARY

(n=22)

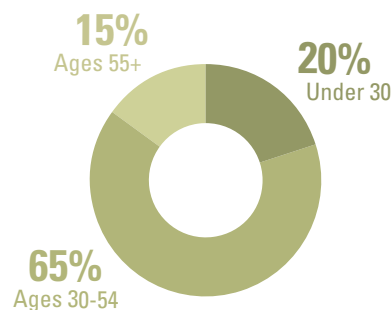


For every 2 Board members, there are 3 staff members

*Staff data include full and part time staff.

MAJORITY OF STAFF ARE AGES 30-54

(n=21)

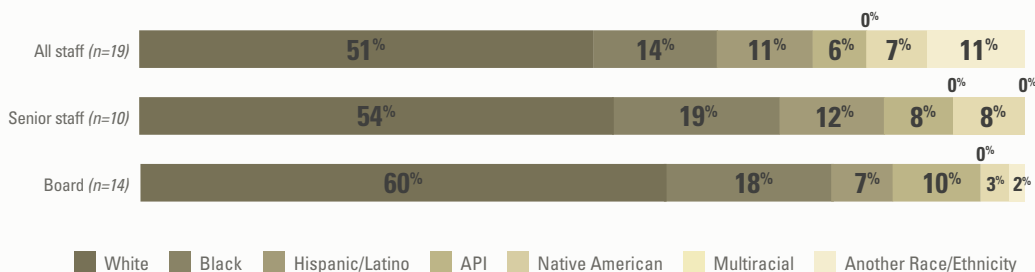


WIDE AVERAGE SALARY RANGE FOR SENIOR STAFF

Average Senior Staff Compensation (n=11)

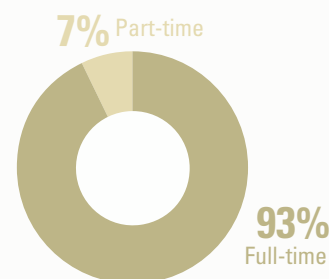


RACE/ETHNICITY OF STAFF AND BOARD

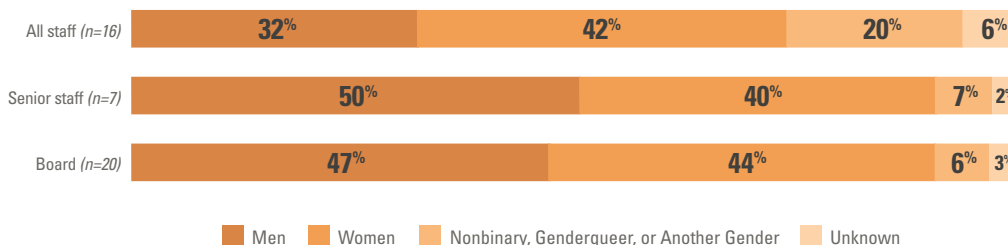


ONE IN 14 STAFF ARE PART-TIME WORKERS

(n=22)



GENDER IDENTITY OF STAFF AND BOARD



TRANSGENDER STATUS OF STAFF AND BOARD

% of staff/board that is transgender

